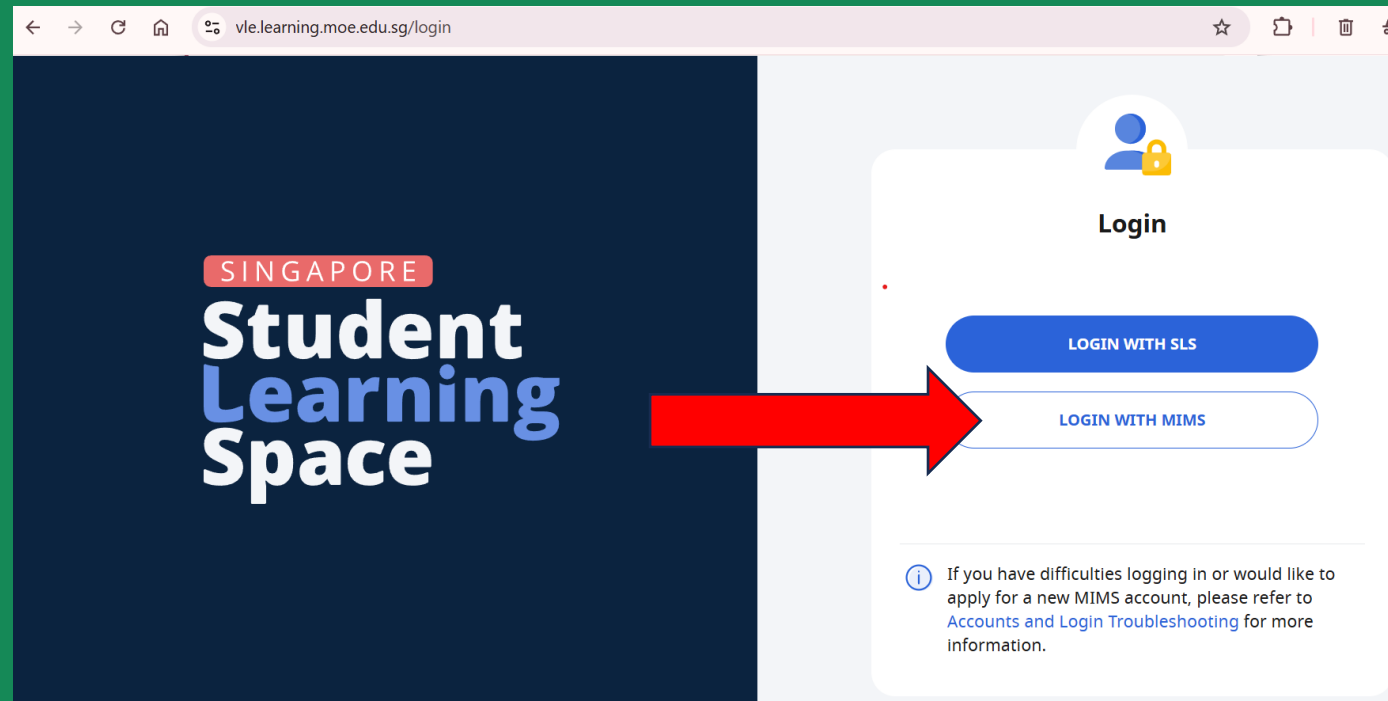




Guide to Login to Student Learning Space (SLS)

Using MIMS

1. Go to SLS Login Page




1. Go to <https://vle.learning.moe.edu.sg/login> and click 'LOGIN WITH MIMS'.


2. Enter your MIMS credentials



idp.mims.moe.gov.sg/nidp//app/login?target=https%3A%2F%2Fidp.mims.moe.gov.sg%2Fnidp%2Foauth2

 MIMS Portal
Ministry of Education
SINGAPORE

Please login using your MIMS account. For Students, your MIMS login ID is <Full_Name>@students.edu.sg. For HQ Staff, your MIMS login ID ends with @hq.moe.gov.sg. If you encounter difficulties, contact MIMS Administrators (for Staff).

- **Refer to Kidz Organiser** 

xxxxxxx@students.edu.sg

.....

Sign in

[Forgot Password?](#)

2. Use your MIMS or Student ICON username (e.g.: tan_weiling@students.edu.sg) and MIMS password. Then click 'Sign in'.

3. Access your SLS Account



3. Now you are already logged in to your SLS Account.

Enjoy learning! 😊

