



P1 Orientation

2024



VICE-PRINCIPALS



Mdm Toh Leng Leng
VICE-PRINCIPAL



Miss Ong Chuxian
VICE-PRINCIPAL



Mrs Vijaya Ganesh
VICE-PRINCIPAL (ADMINISTRATION)



Tanjong Katong Primary School

YEAR HEAD & LEVEL MANAGER



Tanjong Katong Primary School

PARENTS as PARTNERS

- building SCHOOL-HOME PARTNERSHIP



Tanjong Katong Primary School



KNOWING YOUR CHILD

Understand your child's strengths and interests.



- Work with your child's teachers to understand their strengths, interests and development in academic and non-academic areas
 - Ask your child's teacher about their behaviour in school, what they enjoy doing, how they interact with peers, and overcome challenges.
- Ask about your child's thoughts and feelings about school



DEVELOPING YOUR CHILD

Partner the school in the holistic development of your child.

- Allow your child to develop independence
- Encourage your child to participate in school activities
- Talk to your child regularly about values and nurture their interest in learning
- Affirm your child by recognising their efforts



BUILDING PARTNERSHIP WITH THE SCHOOL

Maintain regular communication through official school channels.

- Have regular conversations with teachers in both academic and non-academic areas - this will help you better guide your child's development
- Ask the teacher for the best way and time to contact them



SCHOOL-HOME PARTNERSHIP PRACTICES

COMMUNICATION

- **Introduction** – Letter from Form Teacher by week 1 or 2
- **Monthly updates** – from Principal
- **Termly information and updates** – from Year Head



SCHOOL-HOME PARTNERSHIP PRACTICES

- ***Parent Engagement***
 - Saturday, 3 February 2024 *(TBC)*
- ***Parent-Child-Teacher Conference (PCTC)***
 - Term 2 Week 10 (last week of May)



SCHOOL-HOME LINKs

▪ Contact Us

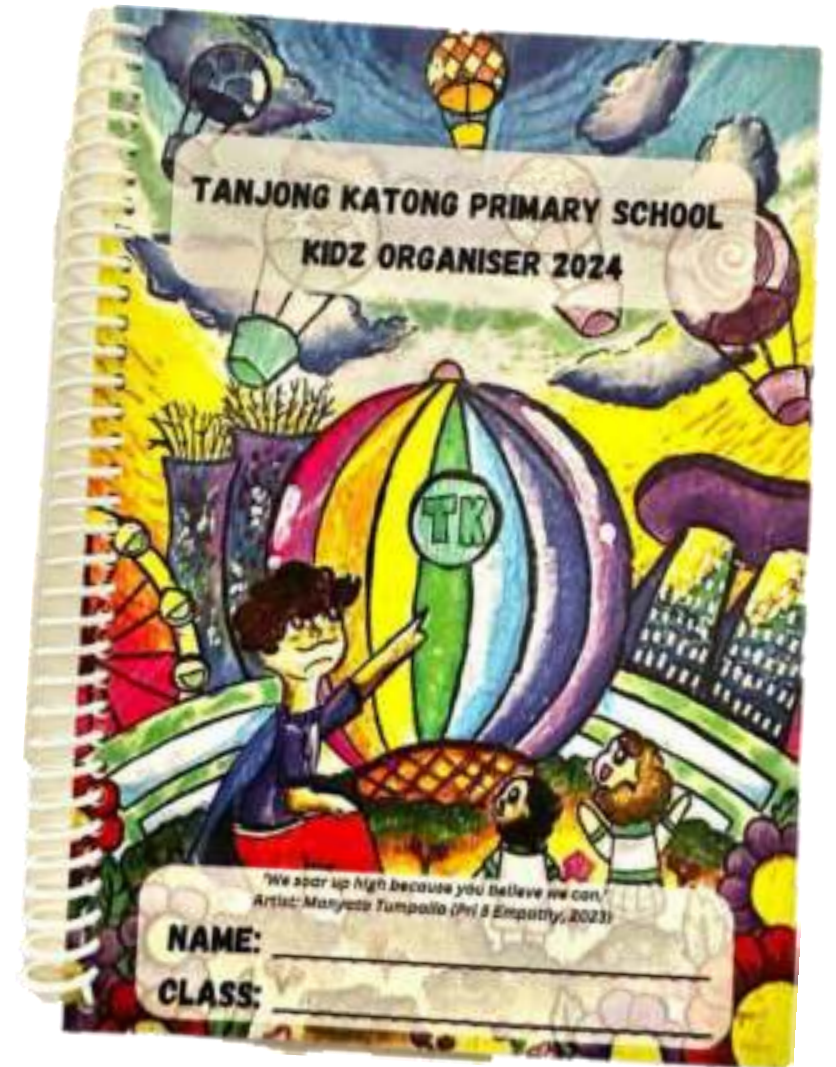
Email address: tkps@moe.edu.sg

Telephone: 63444728

Student Planner: Kidz Organiser

▪ School Website:

<http://www.tanjongkatongpri.moe.edu.sg/>



Tanjong Katong Primary School

HOME-SCHOOL LINKs

PARENT SUPPORT GROUP (PSG)

- School Events/Programmes
- Bonding Activities



WE ARE HERE TO SUPPORT YOU!

TKP website	http://www.tanjongkatongpri.moe.edu.sg/
MOE On latest announcements, policies and data	www.moe.gov.sg
	www.facebook.com/moesingapore
	www.twitter.com/#!/MOEsg
	www.youtube.com/moespore
	www.instagram.com/moesingapore
Schoolbag.sg	www.schoolbag.sg
Parent Kit	www.moe.gov.sg/parentkit

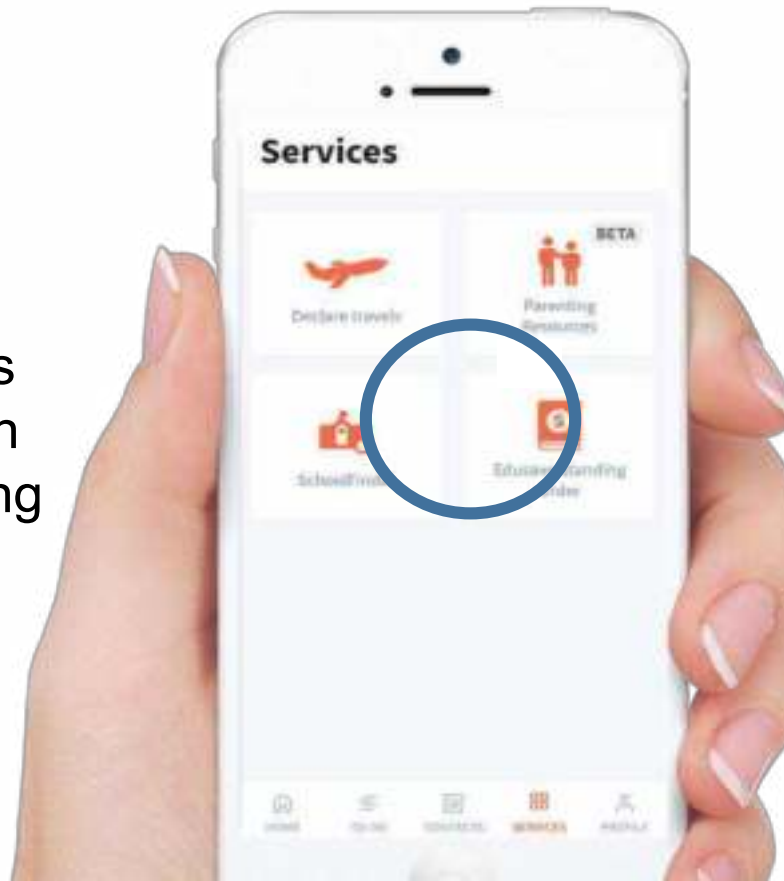


Tanjong Katong Primary School

ONLY ON PARENTS GATEWAY! A ONE-STOP PORTAL OF RESOURCES

Parenting Resources repository

A repository for parents to browse resources on topics such as preparing for Primary 1, forging parent-child relationships and education pathways.



Find out more about
Parents Gateway
here.



Tanjong Katong Primary School

PARENTS GATEWAY RESOURCES

The screenshot shows the Schoolbag website with the article title "Every Parent's Buddy: The Parents Gateway app" dated 23 AUG 2022. It includes a QR code for the app and a "Let's get started" button. The text below the button says "We'll be retrieving your child's information".

<https://go.gov.sg/every-parents-buddy-the-parents-gateway-app>



<https://youtu.be/tW9jwyuovOo>



<https://youtu.be/PCM5o8jAncc>



Tanjong Katong Primary School

WHAT'S AVAILABLE ON THE REPOSITORY?



Fri, 21 September 2022

[Preparing for P1 - PDF] Supporting Your Child Through the Primary 1 Journey

Click to download or view this issue on preparing your child for P1.

Find out what your child really needs for Primary 1.



Mon, 18 October 2021

[PDF] Social skills to prepare your child for Primary 1

Click to download or view this resource to learn how you can help your child learn social skills.

Help develop your child's social and emotional skills by referring to this infographic



Mon, 23 August 2021

Are you over-preparing your child for P1?

Learn how overpreparing your child may hinder learning.

Are you over-preparing your child for primary school?



Wed, 15 December 2021

[NLB] LearnX Reading - Primary

Create fun experiences for your child to discover the joy of reading.

How to cultivate the love for reading? Check out resources from the National Library Board.

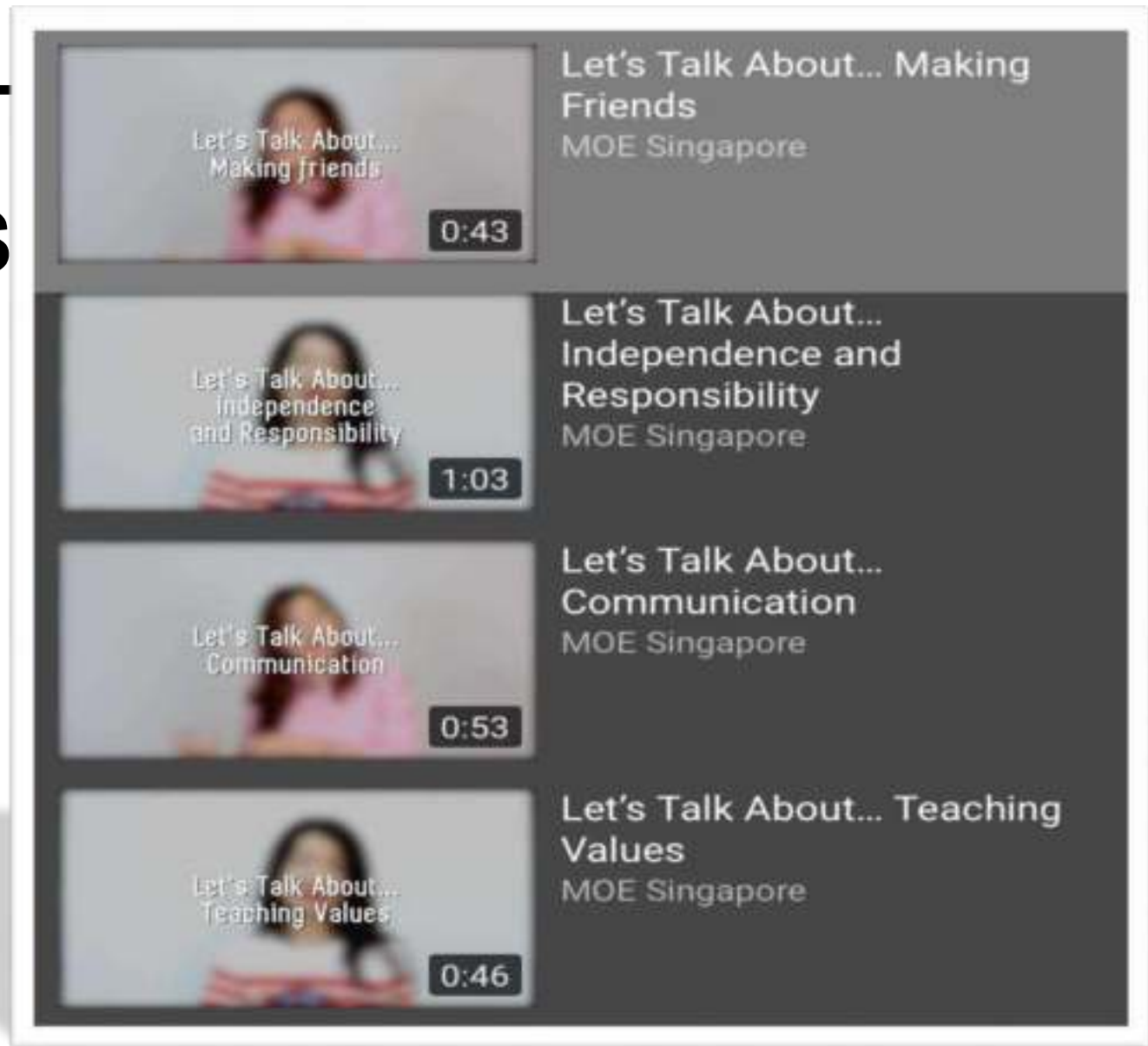


Tanjong Katong Primary School

FROM PARENT TO PARENTS

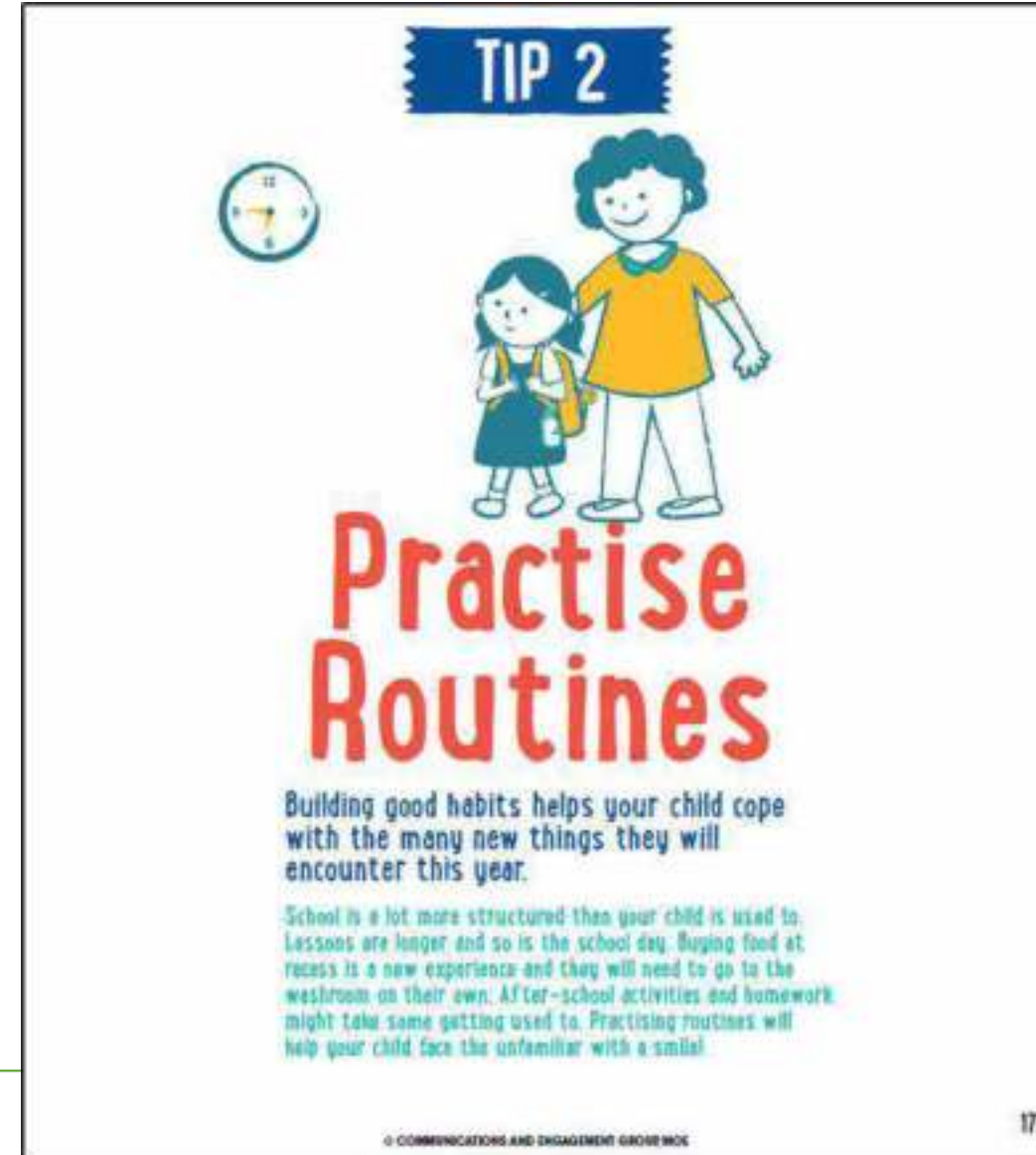
Go to the link:

<https://tinyurl.com/y7p6c85k>




Key pointers from the video

- Preparation cannot be done in a day, a week or a month before. It is **a gradual built up**.
- **Routines** help the child to prepare for the new environment from kindergarten to a bigger classroom



TIP 2



Practise Routines

Building good habits helps your child cope with the many new things they will encounter this year.

School is a lot more structured than your child is used to. Lessons are longer and so is the school day. Buying food at recess is a new experience and they will need to go to the washroom on their own. After-school activities and homework might take some getting used to. Practising routines will help your child face the unfamiliar with a smile!

© COMMUNICATIONS AND ENGAGEMENT GROUP INC



Key pointers from the video



- Packing of bag and labelling of books are activities that can help build the **sense of ownership** in the child and the idea of taking care of things that belong to her.

- Treasure and seize the “window of opportunity” and build upon the **teachable moments** when the child is young and is willing to listen. **Plant the seeds for future lessons now!**



Key pointers from the video

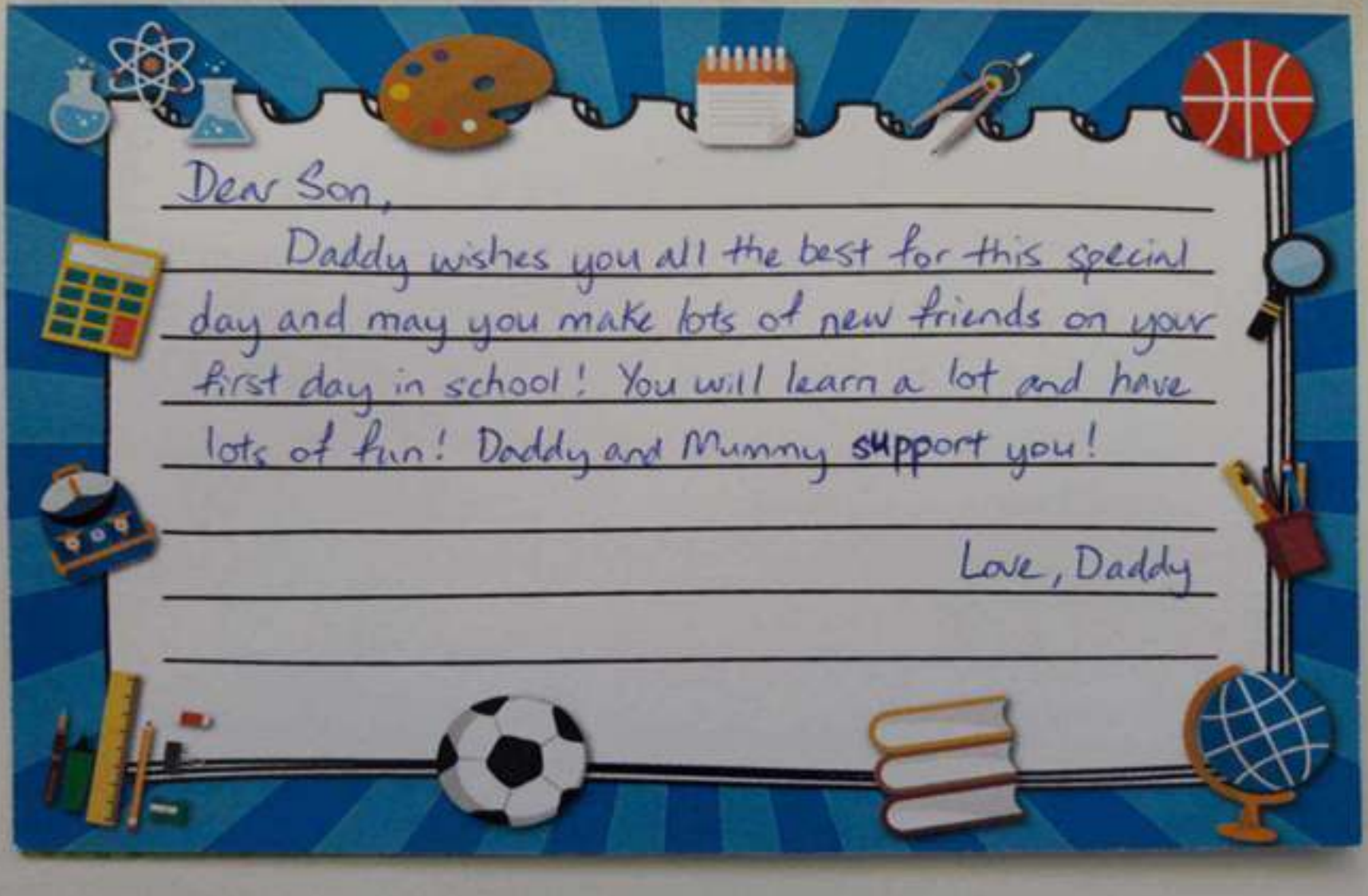
- **Be intentional** in setting aside time to spend with them and know how their day is like. **Don't just talk about grades and homework!**
- Much as the children gain from being with the parents, it is **a two-way street** where the children's energy invigorates parents too.



Key pointers from the video

- **Parents have to trust and partner teachers.** We know what is best for the child in a school context
- Children are **resilient!** They are strong and brave. We just need to give them a safe place to try.
- Let the child take a step forward as parents take a step back. Let them **spread their wings and fly!**





Write a note of encouragement and slip it into your child's bag. Both Mommy and Daddy can be creative. It will bring joy and comfort to the little one!



ADDRESS BY YEAR HEAD PREPARING YOUR CHILD FOR SCHOOL



Tanjong Katong Primary School

PARENT-CHILD ACTIVITY BOOK IS AVAILABLE ONLINE!

PARENT-CHILD ACTIVITY BOOK (DIGITAL)

10 TIPS FOR PARENTS to help you navigate your child's first year in primary school.

- Chat with your child
- Boost their confidence
- Practise various scenarios
- Create something interesting
- Thank others for their help
- Pledge to do things together



PARENT-CHILD ACTIVITY BOOK IS AVAILABLE ONLINE!


How To Use This Book?


Primary school is an exciting time for all – not just for the kids, but for parents, too!

In this book, you'll find 10 tips for parents – to help you and your child adjust smoothly to primary-school life. Each tip includes activities which you can do together.

As this is an e-version, you may want to download this and print it, and let your child write or draw on paper. If you prefer an environmental-friendly way, screenshot the pages, or download it and use a mobile application for your child to doodle on it.

With your child, pick the activities that you'd like to do. You don't have to do them all!

 This 'hand' tells your child what to do

 Use an application and allow your child to doodle on it!

2

© COMMUNICATIONS AND ENGAGEMENT GROUP 2012

Activities Inside Include:

 Pledge

Note: activities not listed here

-  **Boost**
Every child needs encouragement!
-  ***Thank***
Show gratitude. It's a great habit!
-  **Create**
Make something awesome together!
-  **(Practise)**
Get familiar with new lessons!
-  **Show-and-Tell ***
Show that you're learning, too!

This will be a year of making great memories, together. Have fun learning with your child!

Your adventure begins on the next page. 

3

© COMMUNICATIONS AND ENGAGEMENT GROUP 2012

PARENT-CHILD ACTIVITY BOOK IS AVAILABLE ONLINE!

Great Ideas For A Great Adventure

Fetch a sticker after you complete each tip!
Stickers can be downloaded from <http://www.moe.gov.sg/parents>

Before school starts!

Tip 1: Get Ready For School
Pg 8 - 16
Do-before school starts!

Tip 2: Practise Routines
Pg 17 - 28
Do-before school starts!

Tip 3: New Places, New Faces
Pg 29 - 38
Do-after start of school

During term time!

Tip 4: No One's In The Mood
Pg 39 - 48
Do-after morning bus ride around

Tip 5: Show Interest In Your Child
Pg 49 - 58
Do-after school!

Tip 6: Time To Let Go
Pg 57 - 68
Do-start of term 2

Tip 7: Team Up With Teachers
Pg 69 - 78
Do-before and after the Parent-Teacher Meeting!

Tip 8: Every Child Is Unique
Pg 79 - 88
Do-before and after the Parent-Teacher Meeting!

Tip 9: Be A Great Role Model
Pg 97 - 98
Do-regularly!

Tip 10: Let's Help Out At Home
Pg 97 - 104
Do-regularly!

TIP 2

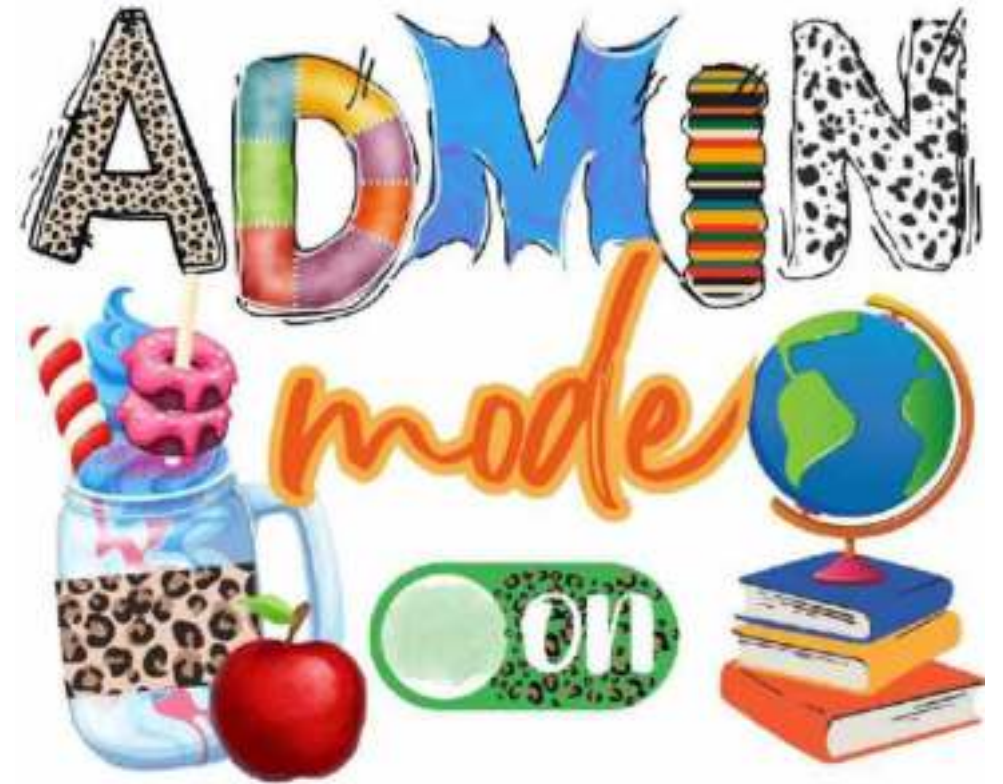
Practise Routines

Building good habits helps your child cope with the many new things they will encounter this year.

School is a lot more structured than your child is used to. Lessons are longer and so is the school day. Routines that at home is a new experience and they will need to go to the washroom on their own. After-school activities and homework might take some getting used to. Practising routines will help your child take the unfamiliar with a smile!

© COMMUNICATIONS AND ENGAGEMENT DIVISION

ADMINISTRATIVE MATTERS



Tanjong Katong Primary School



PI Orientation

2024

PRIMARY 1

U.P.B.E.A.T

PROGRAMME

Purpose of **U.P.B.E.A.T**

- Get to know the children, help them to settle down in school.
- Bonding before building Teacher-Student Relationship (TSR) and Student-Student Relationship (SSR)
- Set the 'right tone'
- Values inculcation
 - School values
 - Social Emotional Learning (SEL) Competencies





U.P.B.E.A.T

- **Little TKP Adventurer** Exploring and knowing our school, the environment, the people who live and work here and fun facts about the school.
 - **My Buddy, My Friend** Getting-To-Know-You Group Bonding activities
 - No formal class lessons for the first 3 days of school.
-
- *Things to note:*
 - *Teachers will inform students about what books to bring for formal lessons*
 - *Detailed UPBEAT Programme 2024 will be sent through Parents Gateway nearer to date.*



U.P.B.E.A.T

2 Jan 2024 (Tuesday)

Welcome Address by YH (LP)

- National Anthem & Pledge
- Knowing your school

Little TKP Adventurer

- and Class Activities

Session 1 : Understanding You

Session 2 : Positive Interaction

3 Jan 2024 (Wednesday)

My Buddy, My Friend

- Kidz Organiser (Part I),
- Class Activities

Session 1 : Understanding You

Session 2 : Positive Relationship



U.P.B.E.A.T

4 Jan 2024 (Thursday)

Welcome Address by SL
- National Anthem & Pledge

My Buddy, My Friend (Part II)

- Kidz Organiser (Part II)
- Class Activities

Session 1 : Bonding with You (1) & (2)

Session 2 : Empowering You (3) & (4)

5 Jan 2024 (Friday)

- Address by YH
- Knowing Our Class
 - Our Class Routines and Activities



Orientation Groups (OGs)

- Students will be grouped into 7 OGs
- The specially curated activities in the OG settings allows for enhanced support for students transiting from Kindergarten setting to Primary school setting.
- Familiarise students to the new school environment.
- Allow for bonding among the students



DAY 1 (2 JAN 2024)

Recess Arrangement for Primary 1

@ TKP



Tanjong Katong Primary School

Instructions for Recess Arrangements on 2 Jan

- Please ensure that you have obtained a **sticker** from a staff member according to your child's **OG colour** if you are returning to the school for recess.
- Please refer to the **RECESS TIMINGS** slide to check for your child's recess slot.
- You will enter the school by **Seraya Gate 10 minutes** before the start of your child's recess timing. You will need to wait outside the gate if you arrive too early.



Instructions for Recess Arrangements on 2 Jan

- In order to help your child get use to the new school and recess arrangement, a gentle reminder not to interact with your child but instead, give him/her the time and space to interact with his teachers and classmates.
- At the end of the recess, kindly follow the directions of the staff and exit the school premises after your child has returned to class so that the next group of parents can come in.



Instructions for Recess Arrangements on 3 Jan

RECESS TIMINGS

Levels

Classes

Recess 1

8.30am – 9.00am

OG1 and OG2

Recess 2

9.10am – 9.40am

OG3 and OG4

Recess 3

9.50am – 10.20am

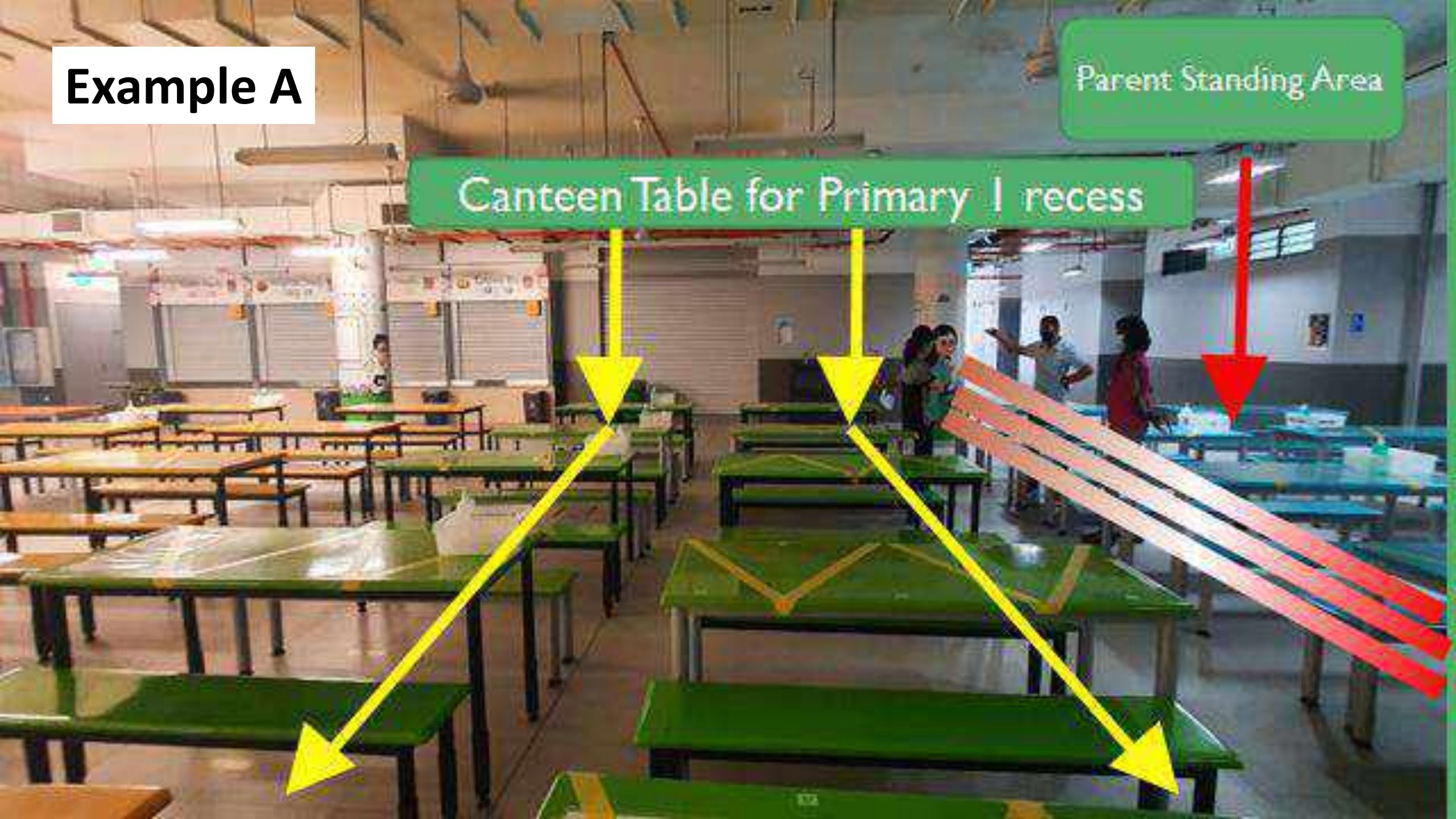
OG5, OG6 and OG7



Example A

Parent Standing Area

Canteen Table for Primary I recess



Parent Standing Area

Example B

Canteen Table for Primary 1 recess



Financial Assistance Scheme (FAS)

Financial assistance is provided to needy Singaporean students based on income eligibility criteria.

Income Eligibility Criteria:

- a. Gross household income (GHI) as at the time of application does not exceed \$3,000 per month; or
- b. Household per capita income (PCI) as at the time of application does not exceed \$750 per month. $PCI = \text{Monthly GHI} / \text{No. of members in the same household}$

Please approach the GO for enquiries.



Tanjong Katong Primary School

Social Responsibility

Do not send your child to school if he/she is unwell.

Wearing of mask is not required but encouraged if child has flu-like symptoms.



Personal Hygiene

- Students are to wash their hands frequently, especially before and after eating.
- Students are to avoid touching their faces at all times.



UPBEAT for the First 3 Days of School

First Day of School



What To Wear:

1. PE Attire
2. Name tag
3. Black school shoes
4. Black school socks

What To Pack:

1. Kidz organiser
2. Homework file
3. A storybook
4. Pencil case
5. Colour pencils
6. Lunch box/ snacks
7. Water bottle
8. Pocket money



Name
tag
above
the
badge

School Attire

T-SHIRT
T-shirt must be
neatly tucked in



SHORTS
Shorts should
be well-fitting



Transiting to primary 1!

My child should be able to:

- go to the toilet, wash his hands, put on his shirt and shorts (related to personal hygiene)
- look out for traffic
- organise his school bag
- count and receive money
- ask for permission



ORGANISING SCHOOL BAG

Help and Remind your Child to:

- Have his stationery and label his belongings
- Pack according to the timetable
- Bring a healthy snack for snack break
- Have a water bottle with only plain water
- Bring a wallet with no more than \$3 inside
- Bring the kidz organiser and a storybook daily



SNACK BREAK

- 5 minutes of snack time at 12.00 p.m. daily
- Prepare a simple dry snack e.g. bread, fruits, biscuits
- Avoid perishables such as salad, juices that need to be chilled.
- Try out “snack time” at home!



SAFETY AND SECURITY

- Your child should not bring any valuable items or large sum of money to school
- If you are picking your child up by car, please arrive after 1.50 p.m.
- Please do not park illegally at Seraya Road and Haig Road
- Please report to the General Office and pick up their child from General Office if he/she is unwell




SAFETY AND SECURITY

- If you need to see the teacher, kindly call them to make an appointment before coming down.
- Please sign in at the security post and ensure you have the visitor's sticker with you at all times.



POSB Smart Buddy




Smart
Buddy
Programme

JEREMY
WONG

POSB smart buddy is the world's first in-school savings and payments wearable on your child's wrist. It lets your child tap to pay in school and at selected merchants, check on balances, and track fitness levels. Paired with A mobile app, parents can instantly increase allowance and encourage smart living and saving habits.

Accepted Payments



School Smartcard

EZ-Link card

(at Pacific Bookstores' school bookshop only)

The Smart Buddy Watch/Card can be used at the school canteen/ bookshop (participating schools only) and retailers out of school, subject to the daily allowance limit set on the mobile app.



Simply look out for the  logo.

When making payment, simply say “Payment via NETS*”.

Here are some retailers where Smart Buddy can be used:

- 7-Eleven
- Cheers
- Cold Storage
- Daiso
- HAO Mart
- Koufu
- NTUC FairPrice
- POPULAR
- Sheng Siong

**Note: Smart Buddy is NOT a NETS FlashPay card.*

Applying for **POSB Smart Buddy**

Smart Buddy Schools or Pacific Bookstores

Request a registration link from the school's General Office or Pacific Bookstores' school bookshop to apply for a FREE Smart Buddy Watch (primary schools only) and payment card.



[View School List](#)

Smart Buddy Mobile App

Apply for a Smart Buddy Payment Card (without watch) via the Smart Buddy Mobile App.



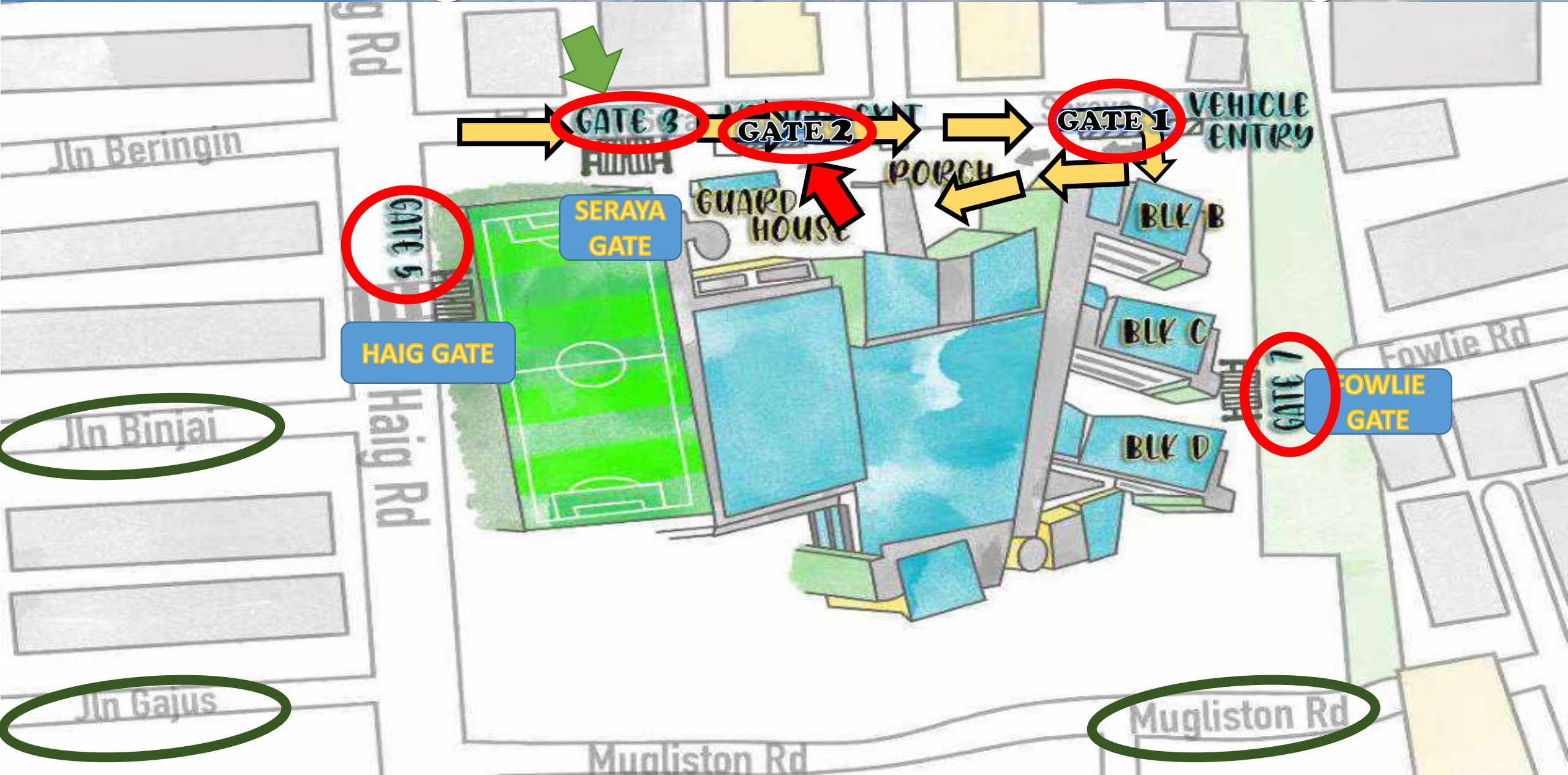
Download on the
 **App Store**

GET IT ON
 **Google Play**

If you need more information, please go to:

www.posb.com.sg/smartbuddy

Sending Your Child On The First Day



Gate-opening hours

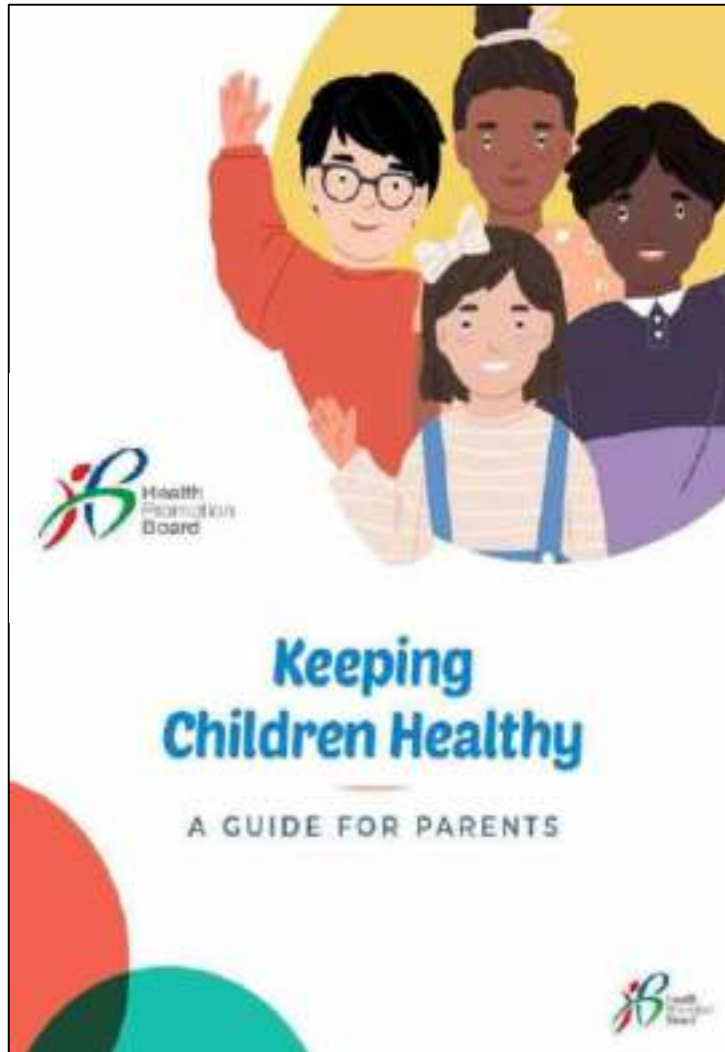
Gate	Time
Gate 1 Ingress (Car)	6.30 a.m. to 7.45 a.m. 1.45 p.m. to 2.15 p.m.
Gate 2 Main Gate	6.00 a.m. to 12.30 p.m. 1.45 p.m. to 7.00 p.m.
Seraya Gate (Gate 3 along Seraya Road)	6.30 a.m. to 7.00 p.m.
Haig Gate (Gate 5 along Haig Road)	6.45 a.m. to 7.30 a.m. (Please proceed to Gate 3 after 7.30 a.m.) 1.30 p.m. to 2.00 p.m.
Fowlie Gate (Gate 7 along Fowlie Road)	6.45 a.m. to 7.30 a.m. (Please proceed to Gate 3 after 7.30 a.m.) 1.30 p.m. to 6.00 p.m.

All visitor entry/ exit is only through Gate 3



WE ARE HERE TO SUPPORT YOU!

KEEPING CHILDREN HEALTHY – A GUIDE FOR PARENTS



Is your child transitioning to P1?

Unlike preschool where your child is served meals based on a fixed menu, they will have to start making more independent choices about what they want to eat in primary school.

This transition from being served to choosing for themselves can be daunting for children. Prepare them for it in the following ways:

- 1) Talk to your child about 'My Healthy Plate' and highlight the importance of different food groups in our diet. Teach them how to choose a combination of dishes using the 'quarter-quarter-half' method so they learn to incorporate all food groups in their meals.

Here is an example of a meal that is not well-balanced, and a couple that are:

The bottom section shows three food items. The first is a pizza with a red 'X' over it. The second is a bowl of noodles with vegetables and a green checkmark. The third is a bowl of rice with vegetables and a green checkmark.

Edition 1



Edition 2



Edition 3



PARENT SUPPORT GROUP 2023



PSG EXCO 2023



MY TKP
Family

Shweta Kapur



Lasting friendships,
connecting with community.



Priceless Smiles

Interactive, Informative, FUN events

We are in a book!

Illustrated by TKP EL Carnival



Sarah Shardlow

- See your kids at school
- Get to know their friends
- Collaborate with teachers
- Make new friends

- Contribute meaningfully
- Rewarding experience
- Be part of a supportive community
- Have fun!



Sign up now!

Be a Parent Volunteer @ TKP PSG



Email: tkpspsg@gmail.com

School Dental Service



Tanjong Katong Primary School

DENTAL SERVICES

- Dental examination
- Basic dental treatment, such as scaling, polishing, filling and extraction
- Preventive treatment, such as fluoride application and fissure sealants to prevent tooth decay
- Group instruction and activities relating to good dental practices and healthy eating habits



DENTAL SERVICES

parents' consent required for commencement of dental services

Log on to

<https://childconsent.hpb.gov.sg> using your SingPass with 2-factor authentication (2FA)



Tanjong Katong Primary School

Child Consent Portal

School Health Service
The Health Promotion Board's School Health Service (SHS) provides free age-appropriate health screening and immunisation for your children.
[Learn more about School Health Service](#)

School Dental Service
The Health Promotion Board's School Dental Service (SDS) provides free basic dental services in school dental clinics and mobile dental clinics for Primary and Secondary students to promote good oral health for life.
[Learn more about School Dental Service](#)

Please login using your SingPass to submit your consent for your child's / ward's immunisation and / or school dental programme. Only parents / guardians that are in the records of the Ministry of Education may give consent for this child / ward.

LOGIN WITH YOUR SINGPASS TO BEGIN

Privacy Statement | Terms Of Use | Data Protection Policy | Click here To Talk
© 2012 Health Promotion Board

Please submit your consent online by
January 2024

DENTAL SERVICES

- **Open on alternate weeks**
- **Monday to Thursday**
- **8.00am to 5.30pm**

- **Friday**
- **8.00am to 5.00pm**

Lunch Time (Closed)

- **1.00pm – 2.00pm**

- **Dental Clinic contact:**
- **9112 8295**



Where to after this?

Canteen

- Purchase books and school uniform
- Collection of online purchase of books

Basketball Court

- School Bus Transport
- Parent Support Group (PSG)
- Raffles Student Care Services



Please give us your feedback.



<https://go.gov.sg/p1orientation2024feedback>





Looking Forward to a Wonderful 2024!

