



TANJONG KATONG PRIMARY SCHOOL

860 New Upper Changi Road Singapore 467353

Tel: (65) 63444728 Fax: (65) 63445370

<http://www.tanjongkatongpri.moe.edu.sg/>

29 June 2018

Through the Principal

Dear Parents/Guardians,

P2 Matters (Term 3)

1. E-Learning Day

The school will be having an E-Learning Day on **Friday, 14 September** for all P1 and P2 students **from 8.30 a.m. to 1.30 p.m.**

The objectives of the E-Learning Day are as follows:

1. To provide more learning opportunities and experiences through the use of Information Communication Technology (ICT) outside the school environment
2. To inculcate socio-emotional competencies such as Responsible Decision-Making and Self-Management skills
3. To enhance the school's readiness in preparation for the event of school closure during an emergency

Students are not required to report to school on that day but will be required to access and complete the allocated assignments from home through the school's Learning Management System (LMS) "Ask N Learn". The portal can be accessed at <https://lms.asknlearn.com/TKPS/login.aspx>. Students will be required to log in to complete their assignments.

The following schedule shows the suggested timings for the subjects to be accessed from the portal.

Time	Subject
8.30 a.m. – 9.30 a.m.	Mathematics
9.30 a.m. – 10.00 a.m.	PE
10.00 a.m. – 11.00 a.m.	Mother Tongue
11.00 a.m. – 11.30 a.m.	Break
11.30 a.m. – 12.30 p.m.	English
12.30 p.m. – 1.00 p.m.	Break
1.00 p.m. – 1.30 p.m.	Music

Students who are unable to access the internet at home will have to inform their Form Teacher using the acknowledgement form attached. The school's Computer Laboratory 1 will be opened on **Wednesday, 19 September, from 12.00 nn to 1.45 p.m.** for students who are unable to access internet from home. A step-by-step guide for accessing E-Learning lessons/assignments is attached for your reference. Students are strongly encouraged to follow the schedule to ensure they are able to complete their work on time. We seek your understanding and support in ensuring meaningful learning for your child during this period.

2. Pets' Day

As part of your child's/ward's learning experience for the STELLAR Big Book, *The Best Pet*, we will be having our annual "Pets' Day" on **Monday, 9 July**. This event aims to create an awareness of the different kinds of pets, provide a hands-on experience for students who do not own pets and inculcate socially responsible behaviour in caring for pets. The shared experience by the students will be followed up in the classroom as part of the Modified Language Experience Approach (MLEA) writing activity.

We would like to invite your child/ward to bring his/her pet to the event. If your child/ward is interested to bring cats or dogs, he/she will have to ensure that the pets are brought to school at **4.00 p.m.** and not earlier than the stated time. An accompanying adult must be with the pet throughout the event.

Please bring the pets to the following locations:

- Dogs - Science Room 1 (Blk B, B01-01)
- Cats - Science Room 2 (Blk B, B01-02)
- Others - Pavilion 1

The event will end at approximately **6.00 p.m.** and these pets will have to be taken home by the accompanying adults. The reporting and dismissal time for the students will remain as per normal that day.

3. Assessments

Please refer to the following dates for the summative assessments in Term 3.

Date(s)	Subject	Types of Assessment / Topics
16 – 20 Jul	English	Show and Tell
25 – 27 Jul	Mother Tongue	Show and Tell
14 Aug	English	SA2 Integrated Oral <ul style="list-style-type: none">• Reading Aloud• Stimulus-based Conversation
20 Aug	Mathematics	<u>Mini Test</u> Topics: <ul style="list-style-type: none">• Numbers to 1000• Addition and Subtraction within 1000 with 2-step word problem• Multiplication & Division with 1-step word problem• Length• Mass• Money• 2D & 3D shapes
27 Aug	Mother Tongue	Writing Test
28 Aug	Mother Tongue	Listening Test

4. Social Studies Learning Journey (LJ) to Singapore Changi Airport

As part of our Social Studies curriculum, the P2 level will be going on an LJ to Singapore Changi Airport. This LJ aims to create opportunities for our pupils to explore one of the iconic places in Singapore and learn about the goods and services that we can find in the airport. The LJ will be conducted during curriculum hours in August. More details will be provided in a separate letter on a later date.

5. Acknowledgement Slip

Please submit the acknowledgement slip to your child's/ward's form teacher by **Wednesday, 4 July**.

Thank you.

Yours sincerely,

Mrs Vijayarathinam
Assistant Year Head (Primary 2) - Acting

✂-----
Acknowledgement Slip for P2 Matters (Term 3)

I have taken note of the contents of the P2 Matters (Term 3) letter dated **29 June 2018**.

**Kindly delete accordingly.*

Name of *Child/Ward: _____ Class: Primary 2 _____

Name of *Parent/Guardian: _____ Signature/Date: _____

My *child/ward is bringing a pet for the Pets' Day. * Yes / No Type of pet: _____

Please fill in the details below if you wish to join us on the Social Studies FBL.

Name of Adult : _____ Relationship: _____

Contact Number: _____

Please tick the following table accordingly for E-Learning Day.

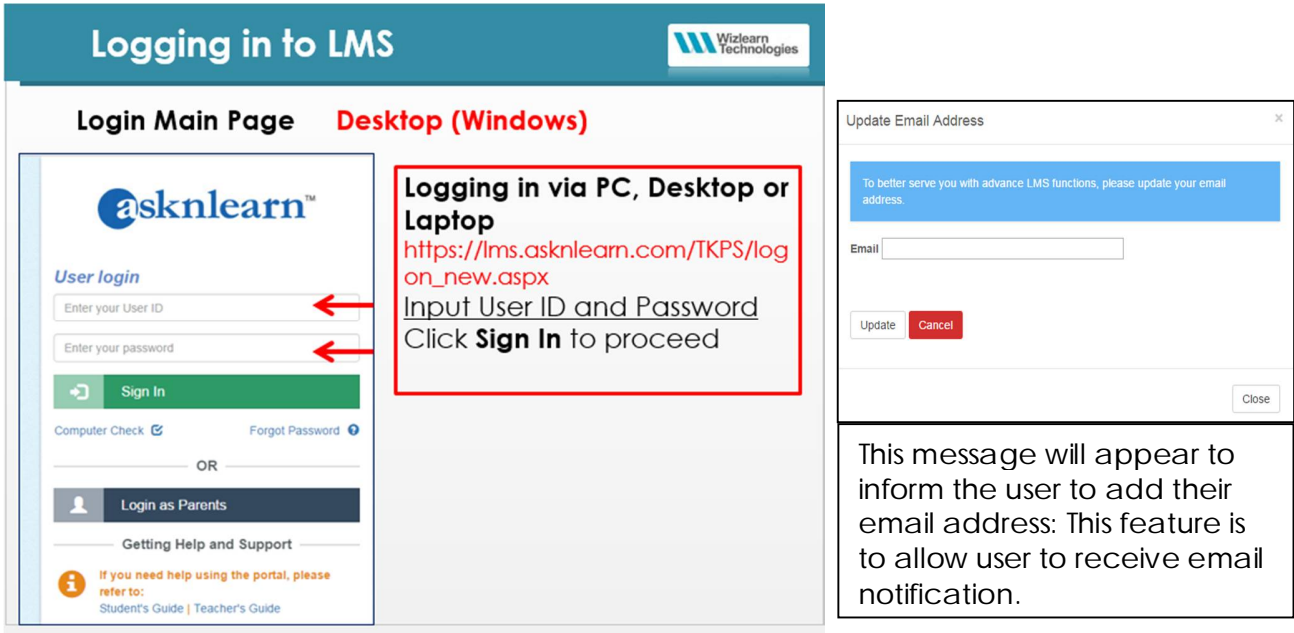
	Accessibility of Computer and Internet	Please tick one of the following	Remarks
1	We have a working computer and internet access at home. We will be able to do E-Learning at home.		
2	We do not have a working computer and/or access internet at home. My child/ward will be doing E-Learning in school on 19 September 2018		

ASKNLEARN LOGIN GUIDE FOR STUDENTS (E-LEARNING)

For any technical support and assistance, you may call:
Tel: +65 6777 9661 (Monday - Friday: 7.30 a.m. - 6.00 p.m.)

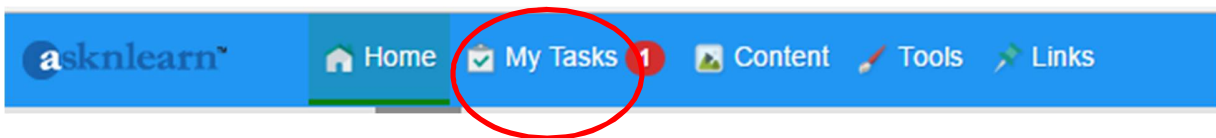
Asknlearn website: [Lms.asknlearn.com/tkps](https://lms.asknlearn.com/tkps)

Step 1: Please login using student's Birth Certificate number
E.g: User NRIC ID : T0xxxxxx
password: xxxxxxxx



The screenshot shows the 'Logging in to LMS' page for Desktop (Windows). The login form includes fields for 'Enter your User ID' and 'Enter your password', a 'Sign In' button, and links for 'Computer Check', 'Forgot Password', and 'Login as Parents'. A red box highlights the login instructions: 'Logging in via PC, Desktop or Laptop', the URL 'https://lms.asknlearn.com/TKPS/log_on_new.aspx', and the steps 'Input User ID and Password' and 'Click Sign In to proceed'. Red arrows point from the text in the red box to the User ID and password input fields. To the right, an 'Update Email Address' dialog box is shown, with a message: 'To better serve you with advance LMS functions, please update your email address.' It contains an 'Email' input field, 'Update' and 'Cancel' buttons, and a 'Close' button. Below the dialog box, a text box states: 'This message will appear to inform the user to add their email address: This feature is to allow user to receive email notification.'

Step 2: Once you are at the home page, please click on "My Tasks".



The screenshot shows the main content area of the Asknlearn LMS home page. The 'My Tasks' menu item in the navigation bar is circled in red. The page displays a grid of subject-based task cards: English (P6 English Skills-based and Thematic), Mathematics (P5/6 Mathematics Heuristics Magic and P6 Mathematics New), Science (Upper Block Science), and Mother Tongue (小六华文, 小六高级华文, 华文(单元练习), Bahasa Melayu Darjah 6). A right-hand sidebar contains sections for Announcements (0 announcements), My Teachers, Games in Learning, and My Tools.

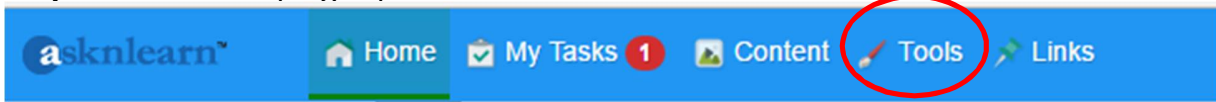
Step 3: Then, you are able to access the lessons or assignments the teacher has assigned to the students.

The screenshot displays the 'asknlearn' web application interface. At the top, a blue navigation bar includes 'Home', 'My Tasks 1', 'Content', 'Tools', and 'Links'. Below this, a secondary navigation bar shows 'Home', 'Tasks(1)', 'Announcements', 'Message', and 'TestPaper(23)'. The main content area features a 'Current Tasks' section with a dropdown menu set to 'All Subjects' and a 'Date DESC' filter. A single task is listed: 'E-Learning 2017', which is circled in red. This task includes a circular logo with 'TK' and the text 'Internet and Multimedia Lesson, Expiry Date: 10-03-2017 11:55:PM from tkpadmin1'. To the right of the task is a 'Lesson' button. Below the task, it indicates '1 Task(s) in total'. On the right side of the interface, there are three sidebar panels: 'Announcements' (0 announcements), 'My Tasks' (1 task), and 'My Teachers' (1 teacher). A 'My Tools' panel at the bottom right shows 'No tools available' and an option to 'Add more tools'.

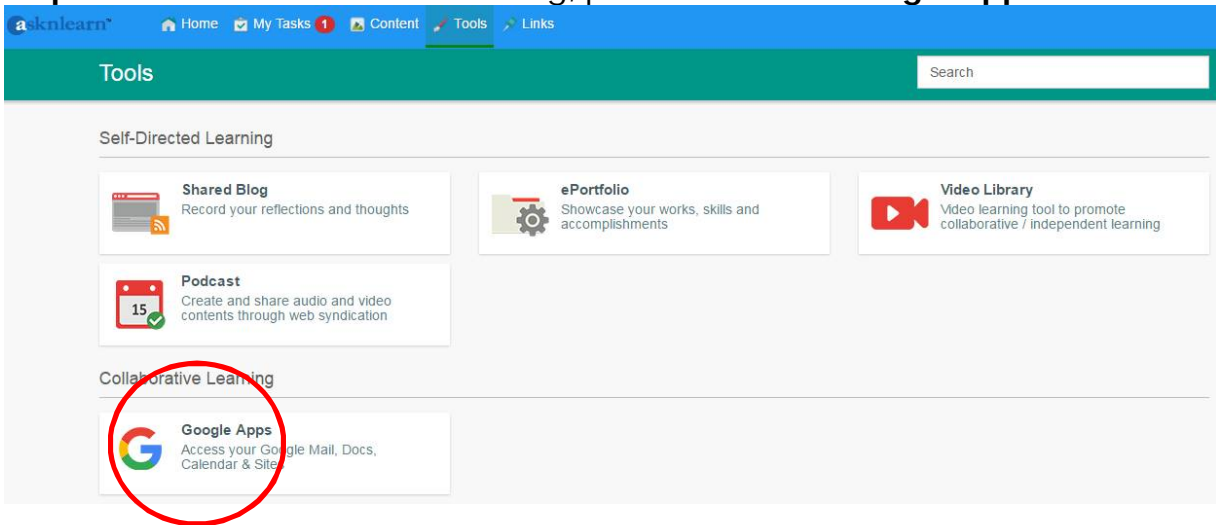
Asknlearn has introduced the use of Google Tools to enhance the teaching & learning in the classroom.

To access the Google Apps

Step 1: On home page, please click on the "Tools".



Step 2: Under Collaborative Learning, please click on "Google Apps".



Step 3:

Gmail for Education: Students will be able to receive and send email from their own tkps.edu email.

Google Drive: Students will be to access, create and share their online documents.